

2025 Third Quarter Earnings Conference

Haydn Hsieh
Nov 2025

WNC

Disclaimer

This presentation is being delivered to the recipient. The sole purpose of this presentation is to assist the recipient in understanding Wistron NeWeb Corporation (WNC). This presentation is not intended to form the basis of a decision to purchase securities or any other investment decision and does not constitute an offer, invitation or recommendation for the sale or purchase of securities. Neither the information contained in this presentation nor any further information made available in connection with the subject matter contained herein will form the basis of any contract.

This presentation does not purport to be comprehensive or to contain all the information that a prospective purchaser may need. The information contained herein is based on publicly available information and sources, which we believe to be reliable, but we do not represent it is accurate or complete. The recipient of this presentation must make its own investigation and assessment of the ideas and concepts presented herein. No representation, warranty or undertaking, express or implied, is or will be made or given and no responsibility or liability is or will be accepted by WNC or by any of its directors, officers, employees, agents or advisers, in relation to the accuracy or completeness of this presentation or any other written or oral information made available in connection with the ideas and concepts presented herein. Any responsibility or liability for any such information is expressly disclaimed.

This presentation is private and confidential and is being made available to the recipient on the express understanding that it will be kept confidential and that the recipient shall not copy, reproduce, distribute or pass to third parties this presentation in whole or in part at any time. This presentation is the property of WNC and the recipient agrees that it will, on request, promptly return this presentation and all other information supplied in connection with the ideas and concepts presented herein, without retaining any copies.

In furnishing this presentation, WNC undertakes no obligation to provide the recipient with access to any additional information, or to update, or to correct any inaccuracies which may become apparent in, this presentation or any other information made available in connection with the ideas and concepts presented herein.



Agenda

- Financial Information
- Business Development Update
- Summary
- Q&A

3Q 2025 Income Statement QoQ (Consolidated)

(in NT\$ million)

	3Q 2025		2Q 2025		QoQ
	Amount	%	Amount	%	%
Net Revenue	27,378	100.0	27,491	100.0	- 0.4
Realized Gross Profit	3,319	12.1	3,176	11.6	4.5
Operating Expense	2,570	9.4	2,297	8.4	11.9
Operating Income	749	2.7	879	3.2	- 14.8
Non-operating Income/(Loss)	131	0.5	(253)	-0.9	
PBT	880	3.2	626	2.3	40.6
PAT	665	2.4	493	1.8	34.9
Total shares (M)	484.02		484.10		
Outstanding shares (M)	477.60		477.60		
EPS (@NTD/share)	1.39		1.03		

Q1-Q3 2025 Income Statement YoY (Consolidated)

(in NT\$ million)

	Q1-Q3 2025		Q1-Q3 2024		YoY
	Amount	%	Amount	%	%
Net Revenue	83,235	100.0	82,264	100.0	1.2
Realized Gross Profit	9,956	12.0	9,786	11.9	1.7
Operating Expense	7,284	8.8	7,190	8.7	1.3
Operating Income	2,672	3.2	2,596	3.2	2.9
Non-operating Income/(Loss)	(67)	-0.1	340	0.4	
PBT	2,605	3.1	2,936	3.6	- 11.3
PAT	2,076	2.5	2,435	3.0	- 14.7
Total shares (M)	484.02		485.24		
Outstanding shares (M)	477.60		475.16		
EPS (@NTD/share)	4.35		5.12		

2025/9/30 Balance Sheet (Consolidated)

(in NT\$ million)

	2025/9/30		2025/6/30		QoQ		2024/9/30		YoY	
	Amount	%	Amount	%	Amount	%	Amount	%	Amount	%
Cash & ST Investments	17,764	25%	19,224	27%	(1,460)	-8%	14,138	21%	3,626	26%
A/R	18,917	26%	18,655	26%	262	1%	19,321	28%	(404)	-2%
Inventory	18,067	25%	17,763	24%	304	2%	17,616	26%	451	3%
Other Current Assets	920	1%	867	1%	53	6%	703	2%	217	31%
Total Current Assets	55,668	77%	56,509	78%	(841)	-1%	51,778	77%	3,890	8%
LT Equity Investments	415	1%	282	0%	133	47%	59	0%	356	603%
Property, Plant and Equipment	12,143	17%	11,769	16%	374	3%	11,550	17%	593	5%
Other Assets	3,846	5%	3,933	6%	(87)	-2%	4,192	6%	(346)	-8%
Total Assets	72,072	100%	72,493	100%	(421)	-1%	67,579	100%	4,493	7%
ST Borrowing	9,965	14%	9,255	13%	710	8%	10,556	16%	(591)	-6%
A/P	17,776	25%	17,752	24%	24	0%	14,118	21%	3,658	26%
Other Current Liabilities	8,396	11%	11,081	16%	(2,685)	-24%	8,528	12%	(132)	-2%
Other Liabilities	3,381	5%	3,401	4%	(20)	-1%	3,625	5%	(244)	-7%
Total Liabilities	39,518	55%	41,489	57%	(1,971)	-5%	36,827	54%	2,691	7%
Shareholder's Equity	32,554	45%	31,004	43%	1,550	5%	30,752	46%	1,802	6%



Agenda

- Financial Information
- Business Development Update
- Summary
- Q&A

Business Strategy

Automotive

- Become a key supplier in the automotive industry chain
- Continue to develop key modules and sensor products for automotive applications to expand related markets



Automotive
Connectivity
Module



Automotive CPU
Modules, TCU



ADAS Camera &
Radar

Enterprise

- Become a major partner of enterprise customers
- Expand product portfolio from Wi-Fi and cellular to edge computing network architecture products



Enterprise AP
Wi-Fi 8/7/6



5G All-in-one
Small Cell



800G Switch,
SASE SD-WAN

Service Provider

- Improve service quality and efficiency with go-direct business model
- Expand product portfolio by providing software value-add in our end-to-end product offerings



LEO Satellite
Broadband UE



5G FWA
CPE



xPON/
DOCSIS CPE























Core Competencies

RF/antenna design
System integration

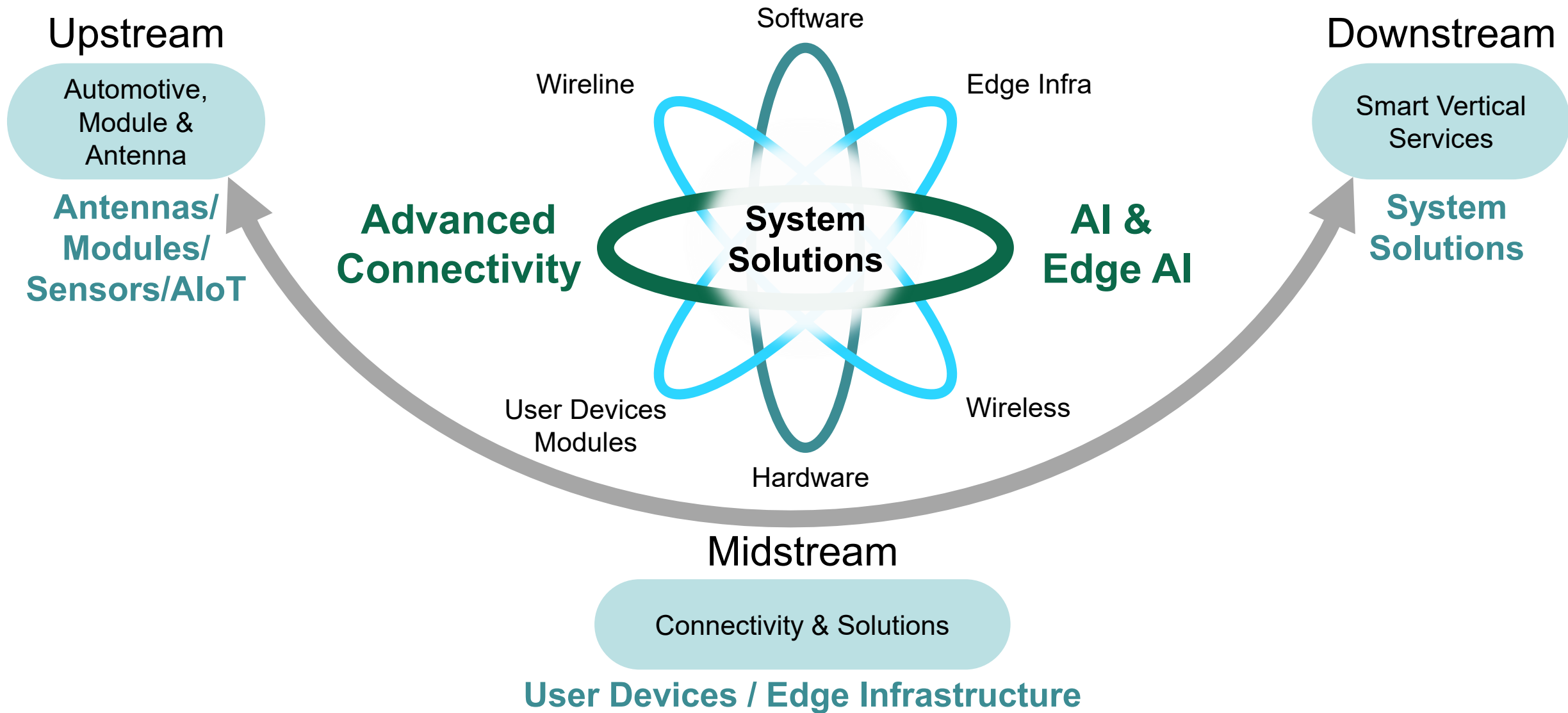
Key Technologies

LEO, ADAS, 5G, LPWAN, xPON, DOCSIS,
Wi-Fi 8/7, Mesh, High-speed Ethernet, O-RAN,
SiP, RFID, sensors, AI software,
green product design

Product Matrix

	PAN	LAN	WAN	SAT
Service Provider	Smart Home   <p>Smart OTT Box Wi-Fi 8/7/6 AP/Router/Extender</p>	Smart Energy  <p>Smart-meter Communication Board/Hub</p>	Broadband   <p>4G/5G CPE xPON/DOCSIS CPE</p>	LEO / Satellite TV   <p>LEO Satellite Broadband UE Ka/Ku Outdoor Unit</p>
Automotive	ADAS    <p>Dash Cam ADAS Camera & Radar HPC</p>	Module / Antenna    <p>Automotive Wi-Fi-Bluetooth® Module Automotive 4G/5G, CPU Modules Automotive Antenna</p>	Telematics  <p>Telematics Gateway</p>	Satellite Radio   <p>Satellite Radio Module</p>
Enterprise	Enterprise  <p>Wi-Fi 8/7/6 Enterprise AP</p>	Infrastructure   <p>800G Switch 5G All-in-one Small Cell</p>	IoT / System Solution    <p>Wi-Fi HaLow Gateway AIoT for Smart Manufacturing Cellular / Satellite Module</p>	

Vertical Integration Growth Strategy



Building Key Capabilities for the Future

Energy Efficiency




Post-quantum Cryptography



AI-powered Designs and Solutions



First-Time-Right Design



WNC AI-driven Solutions



Product

- AI-Enabled ADAS Dashcam, Doorbell, IP Cam
- AI-Engine Router
- Edge AI Connectivity Modules
- AI RAN



Process

- Smart Reflow
- Smart AOI



Service

- AI+ Care Solution
- AI-Enhanced Cybersecurity
- AI Networking



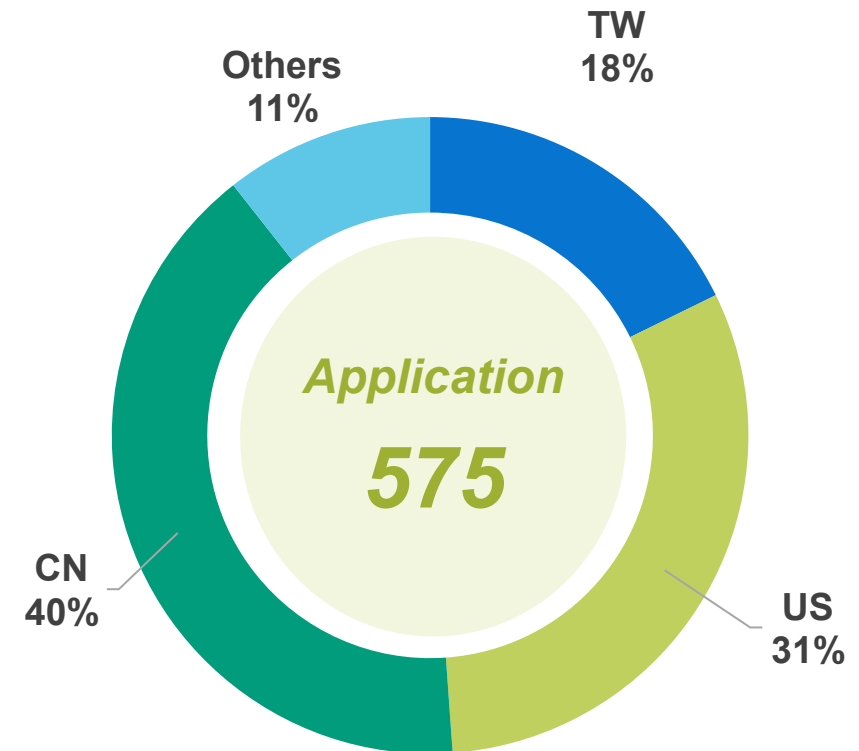
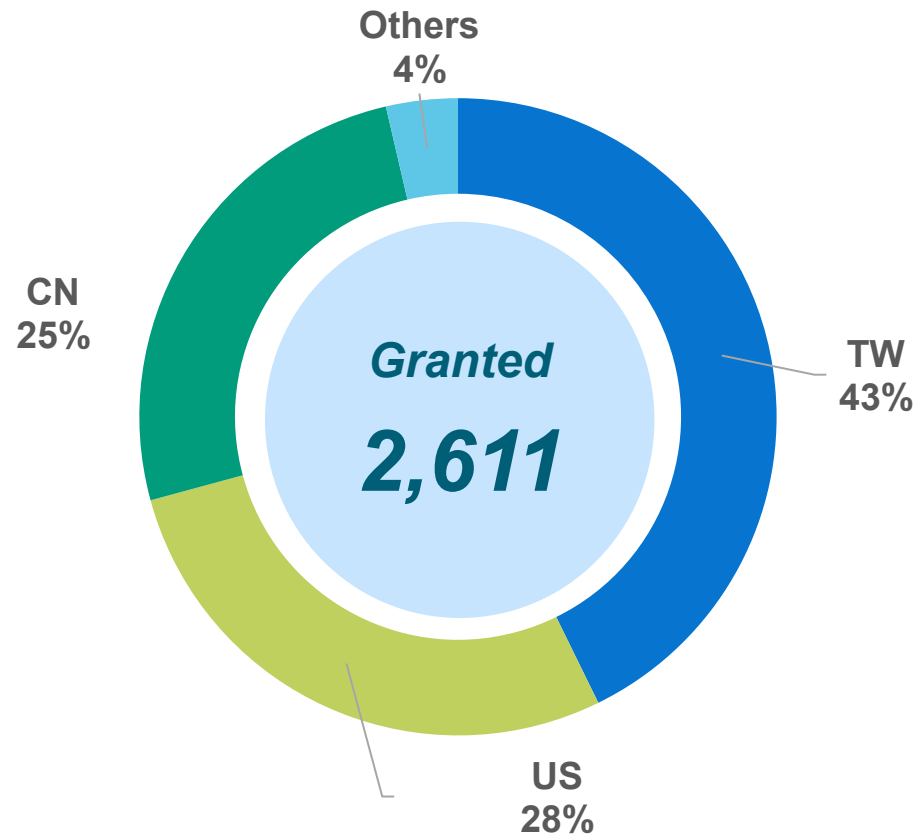
WNC Global Manufacturing Campus Overview



Patents

Patents

2,611 patents (As of Oct 31, 2025) / **575** applications (As of Oct 31, 2025)



Global Recognition and Achievements



Top 1% & Industry Mover
in S&P Global's Sustainability
Yearbook 2025



World's Best Companies in
Sustainable Growth 2025



Selected in DJSI
Emerging Markets Index



Supplier Engagement
Assessment (SEA) A-list



Best Investor Relations - Gold
Most Committed to ESG - Gold



2025 Asia-Pacific
Climate Leaders



Agenda

- Financial Information
- Business Development Update
- Summary
- Q&A

The background of the slide features a low-angle shot of a modern glass skyscraper under a bright, sunny sky. In the lower-left foreground, there are out-of-focus green leaves. The WNC logo is prominently displayed in the upper center, and a smaller version of the logo is visible on a building pillar in the background.

WNC

WNC Corporation

Q&A